

VL100,VL110 & VL300	v1.3.38
VP100 & VP300	v1.1.24
VL500	v2.0.22
VP500	v1.2.8

Release Notes

82023 valorpaytech.com



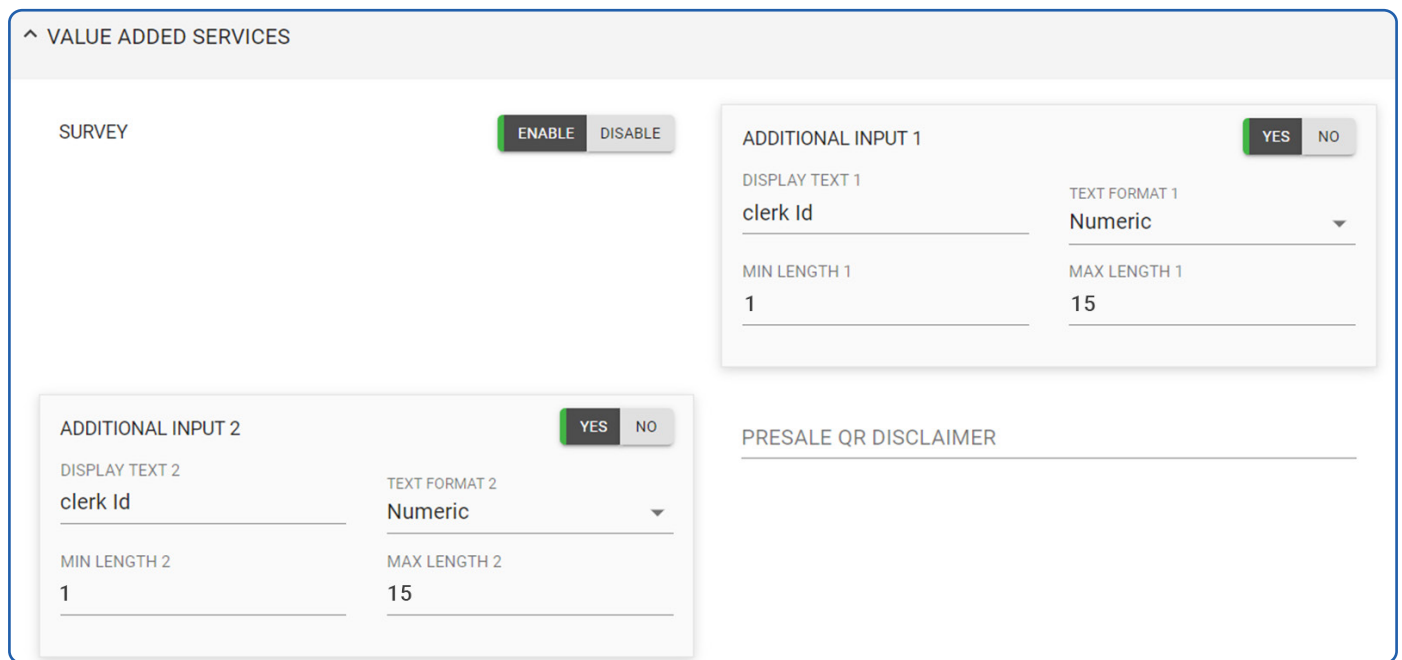
CONTENTS

- P 03 Allow Additional Inputs on Refund
- P 03 Enable Backlight for Keypad
- P 04 New Settlement Report Features
- P 04 Increased Receipt Font Clarity
- P 05 Password prompt for Cash Sale
- P 05 Transactions Module
- P 07 Dual Pricing - Enter Card Amount
- P 07 Menu & Inventory
- P 08 True Surcharge Calculation - VISA
- P 09 Display Font Size Increased
- P 10 New APN Added
- P 10 Tip on Screen | Larger Tip Suggestion
- P 11 Bug Fixes

Allow Additional Inputs on Refund

DEVICES: VL100, VL110, VP100, VL500 and VP500

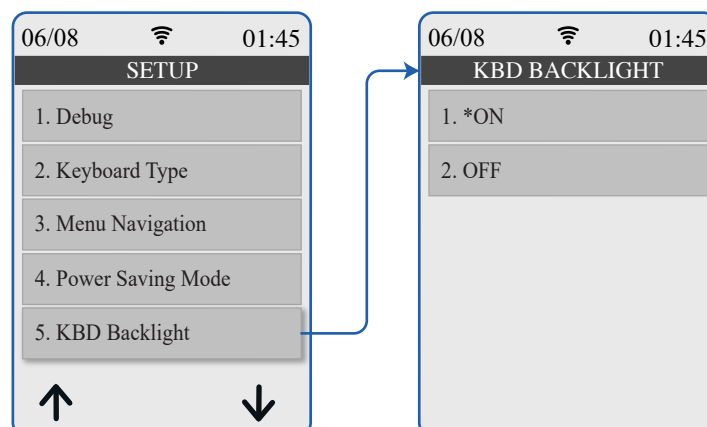
Terminals allow additional input entries for 'Refund Transactions' if 'Additional Input 1' and/or 'Additional Input 2' are enabled in the Valor Portal.



Enable Backlight for Keypad

DEVICES: VL100, VL110 and VL300

Terminals allow the option to enable or disable the backlight for the keypad within the 'Setup' menu, titled 'KBD Backlight'.



New Settlement Report Features

DEVICES: VL100, VL110, VP100, VL500 and VP500

The Settlement Report will be printed by terminals only when the "SETTLEMENT REPORT SUMMARY" option is enabled within the Valor Portal under the "RECEIPT" settings.

Furthermore, attempting a Batch Settlement with no transaction batches will result in a small printout stating "No Transactions to Settle". These options are enabled by default.

SETTLEMENT REPORT SUMMARY (PRINT)	<input checked="" type="checkbox"/> YES <input type="checkbox"/> NO	SETTLEMENT REPORT FOR NO TRANSACTION BATCHES (PRINT)	<input checked="" type="checkbox"/> YES <input type="checkbox"/> NO
--------------------------------------	---	---	---

Increased Receipt Font Clarity

DEVICE: VP100

The font and font size on the terminal receipts have been changed to enhance visibility.

```
ERNEST FREDDIE
26
DAYTON OH 45454
564-984-9848

07/19/2023          07:01
      Sale
Trans:10           Batch:2
MASTERCARD         TAP
*****0649        **/**
AMOUNT:           $150.00
TIP:              $1.50
State Tax         $3.00
Non-Cash Charge   $4.55
SUB TOTAL:        $159.05
-----
TIP:              -----
TOTAL:            -----
Resp:             APPROVAL VTLMC1
Code:             VTLMC1
Ref#:             320011502305
App Name:         Debit Mastercard
AID:              A0000000041010
TVR:              0000040001
```

OLD RECEIPT

```
ERNEST FREDDIE
26
DAYTON OH 45454
564-984-9848

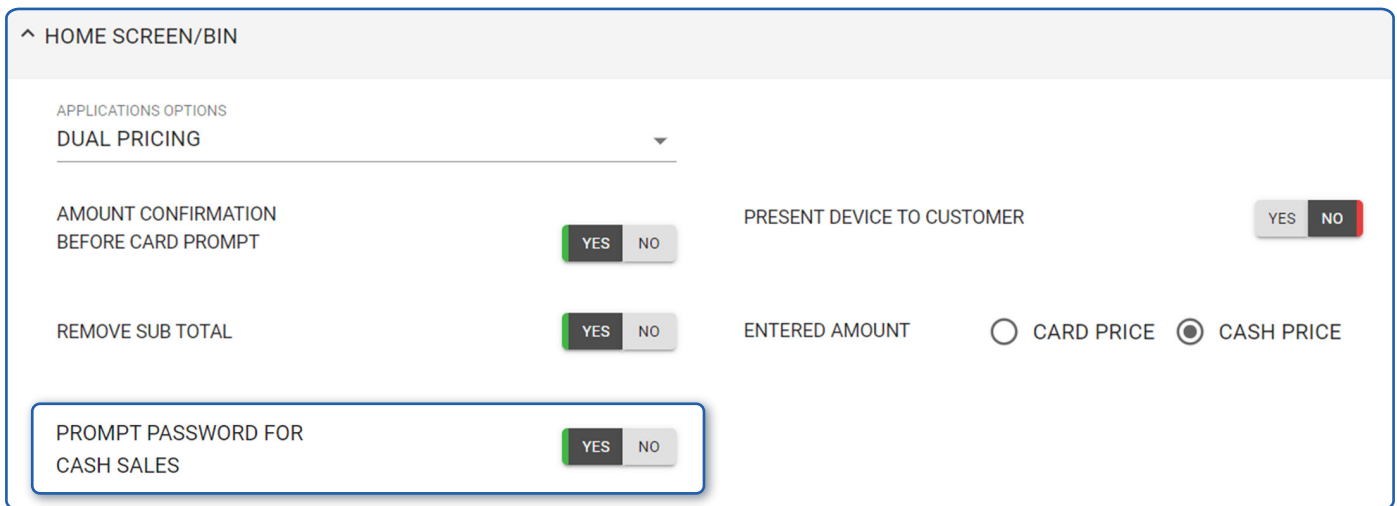
07/19/2023          05:59
      Sale
Trans:2           Batch:2
MASTERCARD         CHIP
*****0649        **/**
AMOUNT:           $100.00
TIP:              $1.00
State Tax         $2.00
Non-Cash Charge   $3.03
SUB TOTAL:        $106.03
-----
TIP:              -----
TOTAL:            -----
Resp:             APPROVAL VTLMC1
Code:             VTLMC1
Ref#:             320009500443
App Name:         Debit Mastercard
AID:              A0000000041010
```

NEW RECEIPT

Password Prompt for Cash Sales

DEVICES: VL100, VL110 and VP100

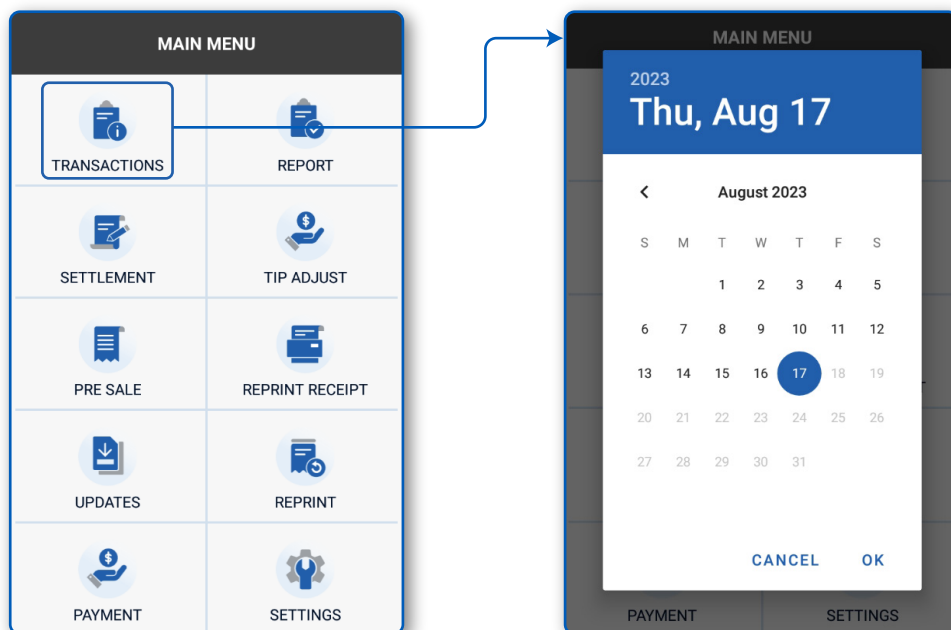
Terminals will prompt for a password for cash sales when the 'Prompt Password for Cash Sales' option is set to 'Yes' under the 'Dual Pricing' homescreen setting on the Valor Portal.



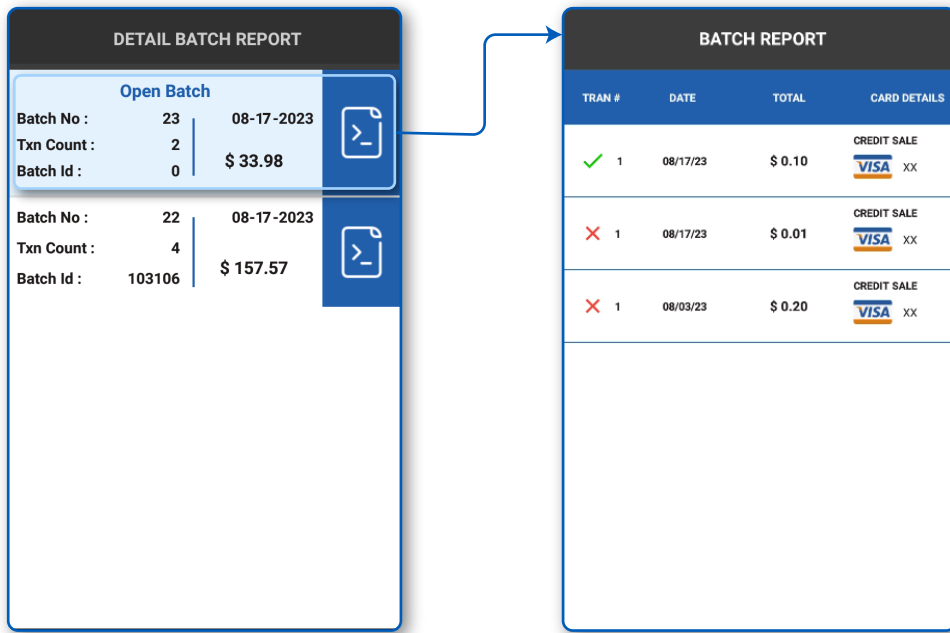
Transactions Module

DEVICES: VL500 and VP500

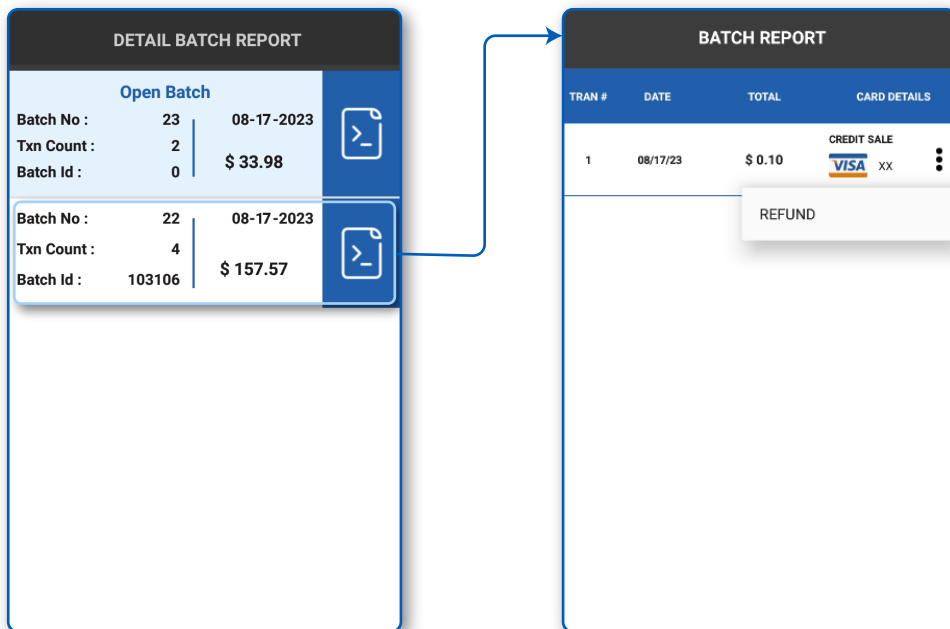
Users can view each transaction from any batch from any particular date. By selecting a specific batch of their preference, they gain access to all transactions within that batch.



Users can view the summary of all transactions within the open batch on their terminals.



Users can view the summary of all transactions from any of their closed batches on the terminals. They can initiate refunds for specific transactions of their choice.



Dual Pricing - Enter Card Amount

DEVICE: VP500

Terminals will enable users to enter the card amount in the Dual Pricing mode.

For example,

If the merchant enters \$10.40 on the terminal, it will display the following:

Card: \$10.40

Cash: \$9.98.

^ HOME SCREEN/BIN

APPLICATIONS OPTIONS

DUAL PRICING

AMOUNT CONFIRMATION BEFORE CARD PROMPT YES NO

PRESENT DEVICE TO CUSTOMER YES NO

REMOVE SUB TOTAL YES NO

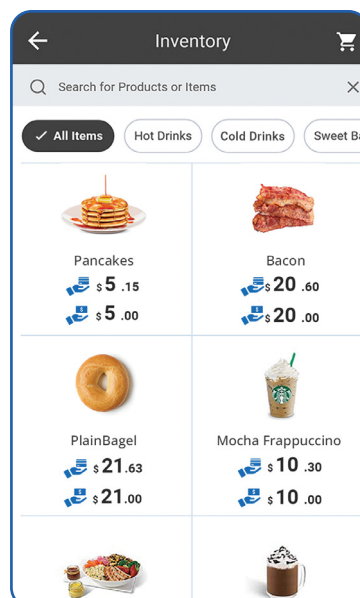
PROMPT PASSWORD FOR CASH SALES YES NO

ENTERED AMOUNT CARD PRICE CASH PRICE

Menu & Inventory

DEVICE: VP500

Terminals will enable users to access the 'Inventory' or 'Menu' in the Dual Pricing Mode.



True Surcharge Calculation - VISA

DEVICES: VL100, VL110, VP100, VL500 and VP500

The terminals will recalculate and adjust the surcharge dollar amount to ensure it does not exceed 3% in order to comply with Visa requirements.

For example,
 $\$11.59 * 3\% = \0.3477 . That will round up to $\$0.35$.
 $\$2.24 * 3\% = \0.0672 . That will round up to $\$0.07$.

To enable the 'validate fee' option, toggle under 'Device Parameters' to 'Yes'.

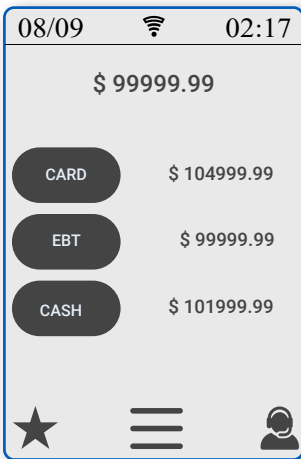
The screenshot shows a settings menu titled "HOME SCREEN/BIN". Under "APPLICATIONS OPTIONS", there is a section for "DUAL PRICING". The settings are as follows:

Option	Yes	No
AMOUNT CONFIRMATION BEFORE CARD PROMPT	<input checked="" type="checkbox"/>	<input type="checkbox"/>
REMOVE SUB TOTAL	<input type="checkbox"/>	<input checked="" type="checkbox"/>
VALIDATE FEE	<input checked="" type="checkbox"/>	<input type="checkbox"/>
PRESENT DEVICE TO CUSTOMER	<input type="checkbox"/>	<input checked="" type="checkbox"/>
ENTERED AMOUNT	<input type="radio"/>	<input checked="" type="radio"/>
PROMPT PASSWORD FOR CASH SALES	<input type="checkbox"/>	<input checked="" type="checkbox"/>

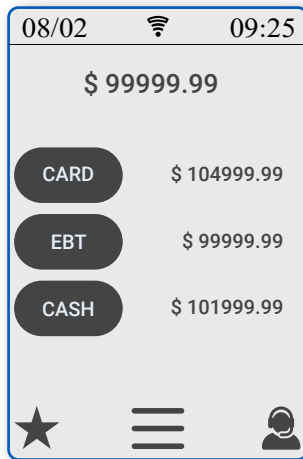
Display Font Size Increased

DEVICE: VP100

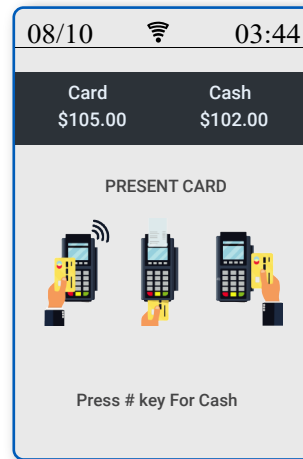
Application-wide improvements have been made to the font size and clarity of the VP100 POS Terminal.



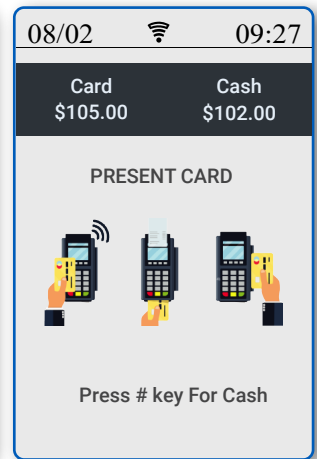
BEFORE



AFTER



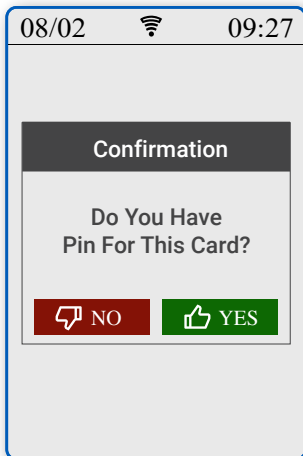
BEFORE



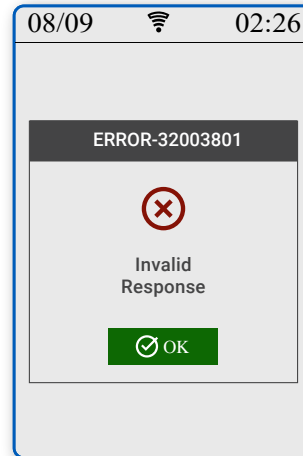
AFTER



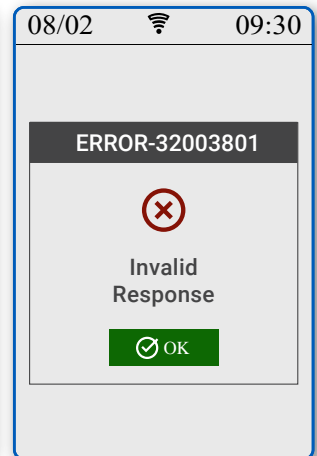
BEFORE



AFTER



BEFORE



AFTER

New APN Added

DEVICE: VL110

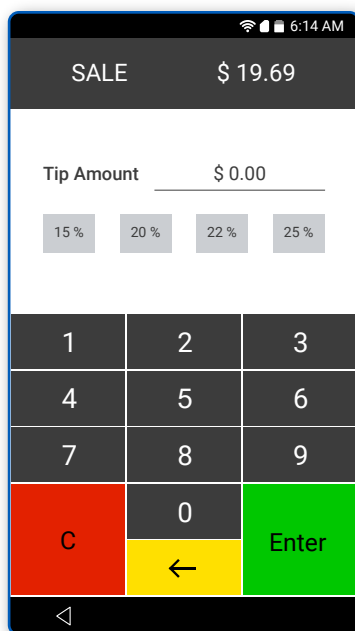
A new Access Point Name (APN) has been added to the VL110 POS terminal.

APN:M2M005343.ATTZ


Tip on Screen | Larger Tip Suggestion

DEVICES: VL500 and VP500

The tip amount percentage options are displayed in a larger size for better visibility.



BEFORE



AFTER

BUG FIXES

Dual Pricing Calculation | Issue with dual pricing calculation corrected.

Keyboard Beep | Issue where pressing X takes user back to Homescreen instead of Setup screen corrected.

VL100/VL110/VP100 | Issue fixed where the device wont connect to Remote Diagnostics server when both RD and Valor Connect enabled.

VL110 | Issue with PREAUTH not being centered on Homescreen corrected.

VL300/VP300 | Issue with EBT CASH and EBT FOOD displays corrected.

VP300 | Device malfunction when some cards are swiped for refund transactions has been fixed in the latest firmware.

VL500 | Brightness utility corrected.

VL500 | Issue with EBT not working as expected on Dual Pricing Homescreen corrected.

VP100 | Issue where terminal freezes while attempting a transaction corrected.

VP100 | Issue with manual entry being possible when parameter is disabled corrected.

VP100 | Segmentation Fault issue corrected.

VP100 | Presents SQLite Error for the cards having SINGLE quotes on their CARDHOLDER name is fixed now.

THANK YOU

2 Jericho Plaza, Suite 304
Jericho, NY, 11753, United States

valorpaytech.com



Copyright © 2023, Valor PayTech, LLC. All rights reserved.

This document is protected by U.S. and International copyright laws. Reproduction and/or distribution of the contents of this publication without the express written consent of the owner is prohibited.



Scan the QR Code to Access
Our Knowledge Base Articles

