

Favorite Device & Copy Parameters



STEP 1

Go to www.online.valorpaytech.com and enter your login credentials.

Email

Password

Remember Me [Forgot Password](#)

SIGN IN

VALOR
PAYTECH

STEP 2

Select **Device Management** in the sidebar menu.

Dashboard

User Management

Transactions

Virtual Terminal

Device Management

Engage My Customers

Promotions

Valor Shield RT

Contact Us

My Tickets

My Setting

Reports

Downloads

VALOR

JOHN FAY'S TEST MERCHANT

\$0 Last Month (Total Volume)	\$1.15 Current Month (Total Volume)	\$0 Current Day (Total Volume)	\$0.02 Average Volume per day (last 3 Months)	\$1.15 Average Ticket (last 3 Months)
-------------------------------------	---	--------------------------------------	---	---

Current Month Transactions

\$1.1

\$1

\$0.8

\$0.6

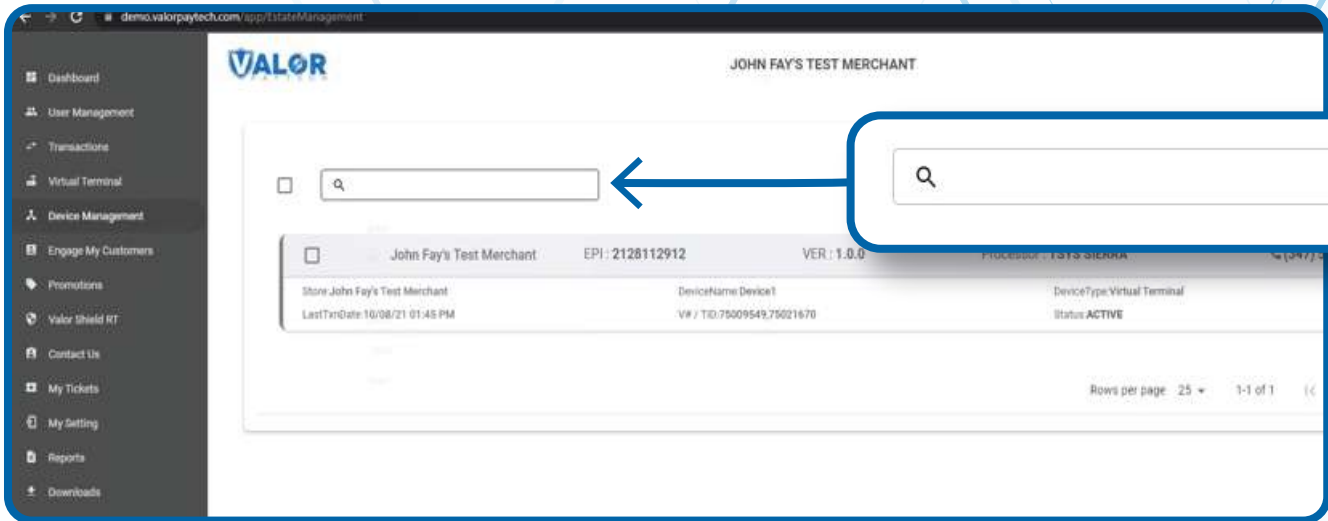
\$0.4

\$0.2

Device Management

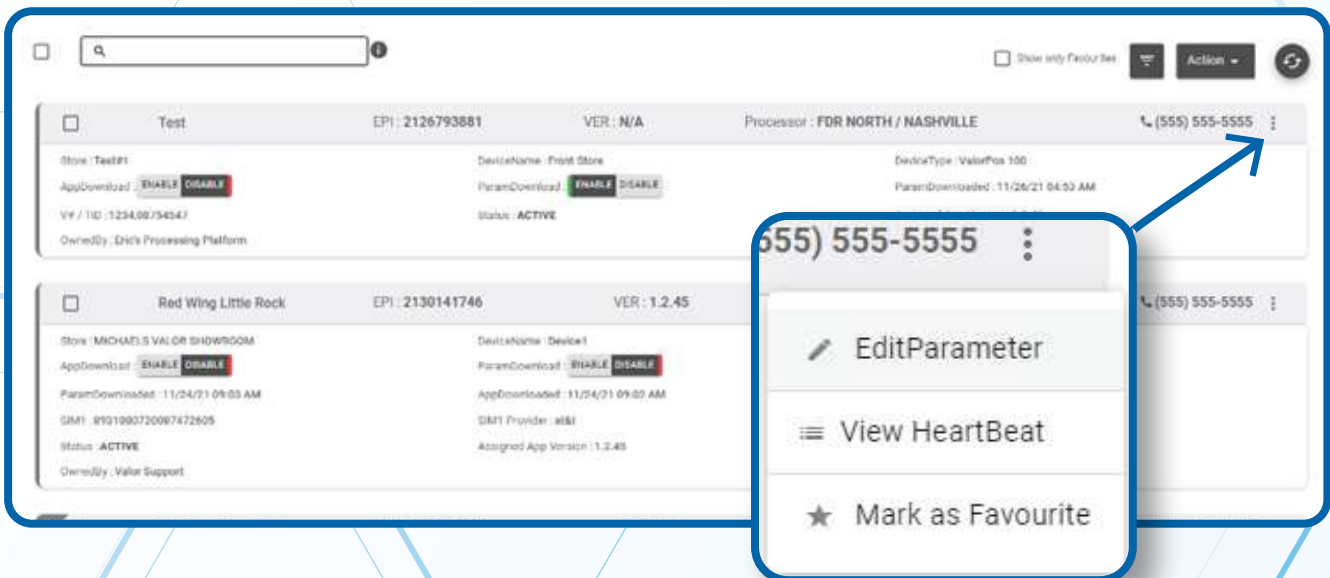
STEP 3

Use the search bar to look up the EPI you want to **Favourite**.



STEP 4

When the device comes up, select the **Vertical Ellipsis** on the top right of the card and select **Mark as Favourite**.



STEP 5

You can confirm the Device has been added as a **Favorite** by viewing the Star on the top left of the card.

The screenshot displays a list of device cards. The highlighted card for 'BFS Test Merchant' shows the following details:

- Store: BFS Test Store
- DeviceName: Device1
- DeviceType: ValorPos 100
- AppDownload: ENABLE DISABLE
- ParamDownload: ENABLE DISABLE
- Status: ACTIVE
- OwnedBy: Valor Support

The callout box shows a star icon and the text 'Test'.

STEP 6

You may now copy the parameters from your **Favorite** device to another device of the same Device Type by selecting the Checkmark for the Device and selecting **Copy Parameter** from the drop-down menu.

The screenshot displays a device card for 'Front Store' with the following details:

- Store: Front Store
- EPI: 2033781626
- VER: 1.2.41
- Processor: TSYS SIERRA
- DeviceName: VL100 TSYS
- DeviceType: ValorPos 100
- ParamDownload: ENABLE DISABLE
- SerialNo: 118211512652
- AppDownloaded: 11/18/21 05:39 PM
- LastTxnDate: 11/18/21 05:39 PM
- Status: ACTIVE
- Assigned App Version: 1.2.45
- OwnedBy: Randalls Test Sub-ISO

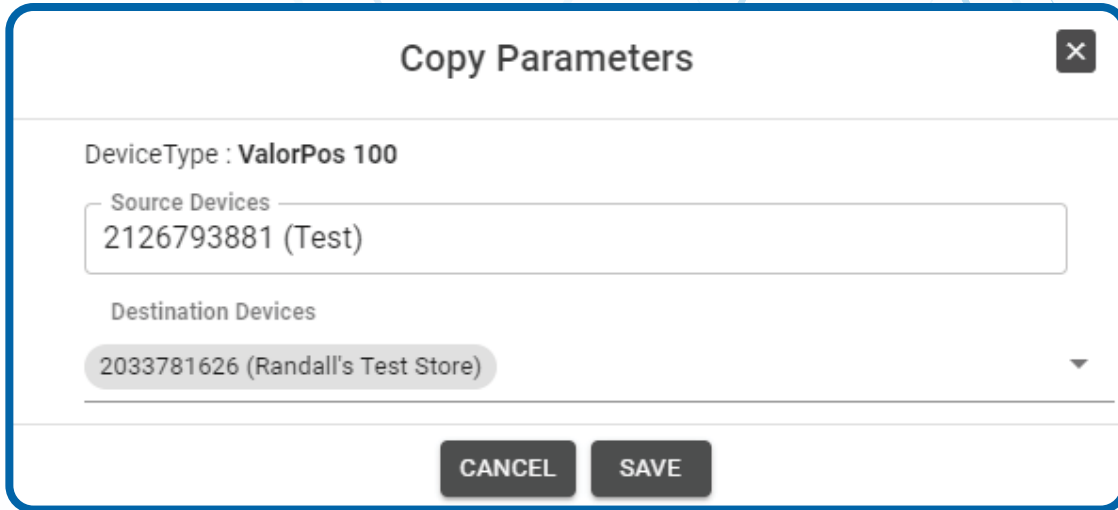
The action menu is open, showing the following options:

- Export
- Download Report
- Enable AppDownload
- Disable AppDownload
- Enable ParamDownload
- Disable ParamDownload
- Mark as Favourite
- Copy Parameter
- Assign App

The callout box shows a checkmark icon and the text 'Copy Parameter'.

STEP 7

Select your Favorite Device from the **Source Devices** Drop-Down, and the **Destination Devices** you would like to copy to. Select **Save** to finalize copying parameters.



Copy Parameters

DeviceType : ValorPos 100

Source Devices
2126793881 (Test)

Destination Devices
2033781626 (Randall's Test Store)

CANCEL SAVE

STEP 8

After making parameter changes, you must perform a download on the device by pressing ★ > 6 > OK button.

